







Moving Files or Folders

There are two ways you can move a file or folder.

Drag-and-Drop

One way you can achieve this is by performing a "drag-and-drop", which means you hover your mouse over the file/folder you want to move, click and hold the `left mouse button`, move the mouse over the destination, then let go of the `left mouse button`.

<input type="checkbox"/>	Name ▲			Size	Modified
<input type="checkbox"/>	 Secret Folder			0 KB	a few seconds...
<input type="checkbox"/>	 cat.md			0 KB	a few seconds...
1 folder and 1 file				0 B	

You can also move a file higher into the directory by dragging the file to the path on the top of the screen.

Add notes, lists or links ...



☐ Name ▲

☐  cat.md

1 file

Right Click

Alternatively, you can also right-click the file/folder and click `Move or copy` to select where to move the file/folder to.

<input type="checkbox"/>	Name ▲
<input type="checkbox"/>	 Secret Folder
<input type="checkbox"/>	 cat.md

1 folder and 1 file



You can also do it the other way around.



Name ▲



cat.md

1 file



Revision #1

Created 15 May 2022 19:25:09 by Alexander Anthis

Updated 15 May 2022 20:39:09 by Alexander Anthis